



Q2 2025 Earnings Call Presentation

August 14, 2025

Bird Construction Inc. (TSX:BDT)

bird

Disclaimer

This presentation contains forward-looking statements and information (“forward-looking statements”) within the meaning of applicable Canadian securities laws. The forward-looking statements contained in this presentation are based on the expectations, estimates and projections of management of Bird Construction Inc. (“Bird” or “The Company”) as of the date of this presentation unless otherwise stated. The use of any of the words “believe”, “expect”, “anticipate”, “contemplate”, “target”, “plan”, “outlook”, “potential”, “estimated”, “intends”, “continue”, “may”, “will”, “should”, “poised”, “sees” and similar expressions are intended to identify forward-looking statements. More particularly and without limitation, this presentation may contain forward-looking statements concerning: anticipated financial performance; the outlook for 2025; expectations for Adjusted EBITDA Margins in 2025 and beyond; expected dividend payout ratios; expectations with respect to anticipated revenue growth and seasonality, growth in earnings, cash flow, earnings per share and Adjusted EBITDA in 2025 and beyond; the Company’s ability to capitalize on opportunities, and whether successful awards will be sufficient to maintain or grow Backlog; the Company’s ability to successfully expand into target markets, their long-term demand, their economic resilience, and their profitability; the Company’s ability to successfully expand scopes of work in targeted LCIP’s; the timing and duration of industrial maintenance deferrals by some customers; the timing and extent of clients slowing future spending commitments; the sufficiency of working capital and liquidity to support growth, contract security needs, and finance future capital expenditures or M&A; and with respect to Bird’s ability to convert Pending Backlog to Backlog and the timing of conversions.

Since forward-looking statements address future events and conditions, by their very nature they involve inherent risks and uncertainties. Investors are cautioned that forward-looking statements are based on the opinions, assumptions and estimates of management considered reasonable at the date the statements are made, and actual results could differ materially from those currently anticipated due to a number of factors and risks. These include, but are not limited to the risks associated with the industries in which Bird operates in general such as: estimating costs and schedules/assessing contract risks, ability to hire and retain qualified and capable personnel, availability and performance of subcontractors, design risks, quality assurance and quality control, economy and cyclicity, competitive factors, maintaining safe work sites, ability to secure work, adjustments and cancellations of backlog, joint arrangement risk, acquisition and integration risk, accuracy of cost to complete estimates, completion and performance guarantees, information systems and cyber-security risk, climate change risks and opportunities, litigation/potential litigation, ethics and reputational risk, global pandemics, potential for non-payment, access to capital, access to surety support and other contract security, work stoppages, strikes and lockouts, compliance with environmental laws, insurance risk, and internal and disclosure controls.

Readers are cautioned that the foregoing list of factors is not exhaustive. Additional information on other factors that could affect the operations or financial results of the parties, and the combined company, are included in reports on file with applicable securities regulatory authorities, including but not limited to Bird’s Annual Information Form and Management’s Discussion and Analysis for the year ended December 31, 2024, each of which may be accessed on Bird’s SEDAR+ profile, at www.sedarplus.ca and on the Company’s website at www.bird.ca.

The forward-looking statements contained in this presentation are made as of the date hereof and the Company undertakes no obligation to update publicly or revise any forward-looking statements, whether as a result of new information, future events or otherwise, unless so required by applicable securities laws.

Terminology and non-GAAP & other financial measures

Throughout this presentation, management uses certain terminology and financial measures that do not have standard meanings under IFRS and are considered specified financial measures. These include non-GAAP financial measures, non-GAAP financial ratios, and supplementary financial measures. These measures may not be comparable with similar measures presented by other companies. Further information on these financial measures can be found in the “Terminology and Non-GAAP & Other Financial Measures” section in Bird’s most recently filed Management’s Discussion & Analysis for the period ended June 30, 2025, prepared as of August 13, 2025. This document is available on Bird’s SEDAR+ profile, at www.sedarplus.ca and on the Company’s website at www.bird.ca.

“Backlog” is a term representing the total value of all contracts awarded to the Company, less the total value of work completed on these contracts as of the date of the most recently completed quarter. The Company’s Backlog equates to the Company’s remaining performance obligations as disclosed in the Company’s most recent notes to the financial statements filed on SEDAR+. Additions to remaining performance obligations are also referred to by the Company as “Securements”.

“Pending Backlog” is a supplementary financial measure representing the total potential revenue of awarded but not contracted projects including where the Company has been named preferred proponent, where a contract has not been executed and where the letter of intent or agreement received is non-binding. It may also include amounts for agency relationship construction management projects, pre-construction activities and estimated future work orders to be performed as part of multi-year MSA, maintenance, task order, and similar contractual arrangements.

“Gross Profit Percentage” is a supplementary financial measure representing the percentage derived by dividing gross profit by construction revenue.

“Adjusted Earnings” is a non-GAAP financial measure defined as IFRS net income excluding asset impairments, acquisition, integration and restructuring (as defined in accordance with IFRS) costs and the income tax effect of these costs. The composition of Adjusted Earnings was revised in 2024 to exclude amortization of acquired intangible assets, other than software.

“Adjusted Earnings Per Share” is a non-GAAP financial ratio calculated by dividing Adjusted Earnings by the basic weighted average number of shares.

“Adjusted EBITDA” is a non-GAAP financial measure representing earnings before taxes, interest, depreciation and amortization, finance and other costs, finance income, asset impairment charges, gain or loss on sale of property and equipment, restructuring and severance costs outside of normal course, and acquisition, integration and restructuring (as defined in accordance with IFRS) costs.

“Adjusted EBITDA Margin” or “Adjusted EBITDA Percentage” is a non-GAAP financial ratio representing the percentage derived by dividing Adjusted EBITDA by construction revenue.

“Current Ratio” is a supplementary financial measure representing the percentage derived by dividing total current assets by total current liabilities.

“Adjusted Net Debt” is a non-GAAP financial measure defined as current and long-term loans and borrowings as disclosed in the Company’s statement of financial position, less accessible cash, as disclosed in the Company’s notes to the financial statements. Management uses this as a measure of financial leverage and is part of its assessment of the Company’s capital structure. At June 30, 2025, Adjusted Net Debt of \$266,818 is calculated as: Loans and borrowings (non-current) \$130,444 plus Current portion of loans and borrowings \$161,122 minus Accessible cash \$24,748.

“Adjusted Net Debt to TTM Adjusted EBITDA” is a non-GAAP financial ratio calculated by dividing Adjusted Net Debt by the Company’s trailing twelve-month Adjusted EBITDA. Management uses this as a measure of financial leverage and is part of its assessment of the Company’s capital structure.

“LT Loans & Borrowings to Equity” is a supplementary financial measure calculated as non-current loans and borrowings divided by total shareholders’ equity, as disclosed in the Company’s consolidated statement of financial position.

“Free Cash Flow” or “FCF” is a non-GAAP financial measure defined as net cash from (used in) operating activities less additions to property and equipment and intangible assets, both as disclosed in the Company’s cash flow statement. Management uses this measure for of cash available to repay debt or pay dividends and interest to investors. At June 30, 2025, Free Cash Flow of \$54,965 is calculated as: Net cash from (used in) operating activities of \$89,787 minus Additions to property and equipment and intangible assets of \$ 17,231.

“Free Cash Flow per Share” or “FCF/Share” is a non-GAAP financial ratio calculated by dividing the non-GAAP measure FCF by the weighted average number of common shares as disclosed in the Company’s notes to the financial statements.

“FCF Conversion of Net Income” is a non-GAAP financial ratio calculated by dividing the non-GAAP measure FCF by Net income disclosed on the Company’s consolidated statement of income.

“Return on Equity” or “ROE” is a non-GAAP ratio measured as adjusted earnings during the one-year performance period as a percentage of opening total shareholders equity for the performance period, as defined in the Company’s Management Information Circular.

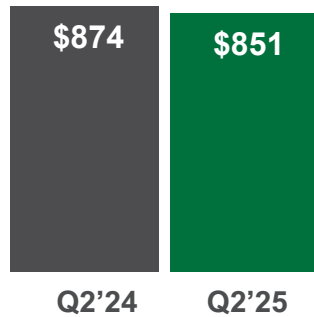
Financial Highlights

Q2 2025

in millions of Canadian dollars

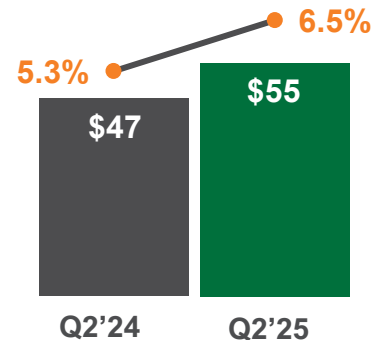
Revenue

✓ 2.6% y/y



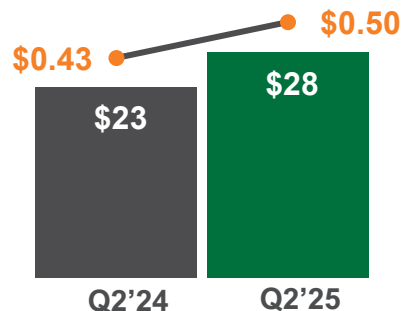
Adj. EBITDA¹ & Adj. EBITDA Margin²

▲ 17.9% y/y



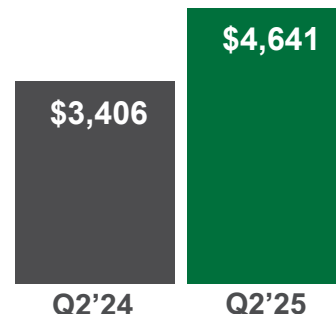
Adj. Earnings¹ & Adj. EPS²

▲ 17.7% y/y



Backlog

▲ 36.3% y/y



- **Continued Margin Expansion** – Driven by diversification in high-demand sectors, infrastructure growth, and increased self-perform work.
- **Record Backlog & Pipeline** – Built a highly collaborative, lower-risk backlog with \$1.2B in securements in Q2 (\$2.5B YTD), and strong demand driving future opportunities.
- **Financial Resilience** – Maintained a healthy balance sheet, supported by strong operating cash flow and significant liquidity to support balanced capital allocation strategy.
- **Shareholder Value** - Committed to dividend payout ratio of net income of 33% over the Company's 2025-2027 Strategic Plan period.

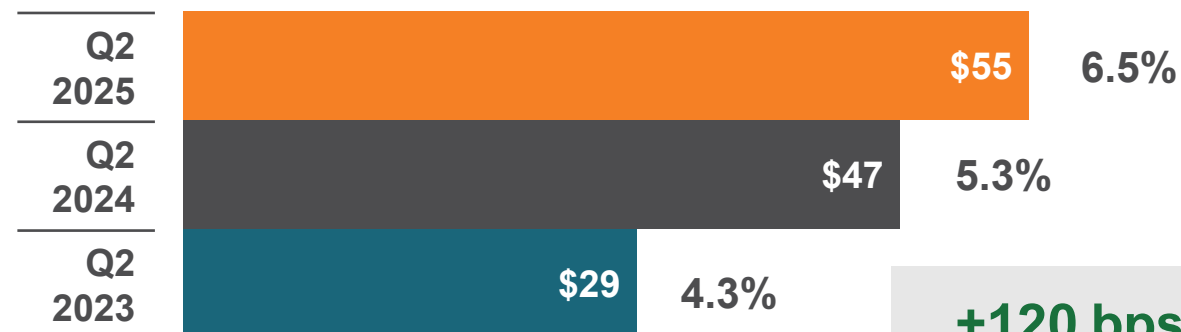
Sustained EBITDA Momentum

- Q2 margin expansion driven by infrastructure growth and diversification into higher margin sectors.
- Diverse, highly collaborative work program with >90% of projects in lower-risk delivery models.
- Robust pipeline of work on large capital projects, significant self-perform work, leveraging One Bird and continued focus on diversification fuel long-term outlook.
- Continued improvements in combined backlog margins when compared to Q2'24 and year end 2024.



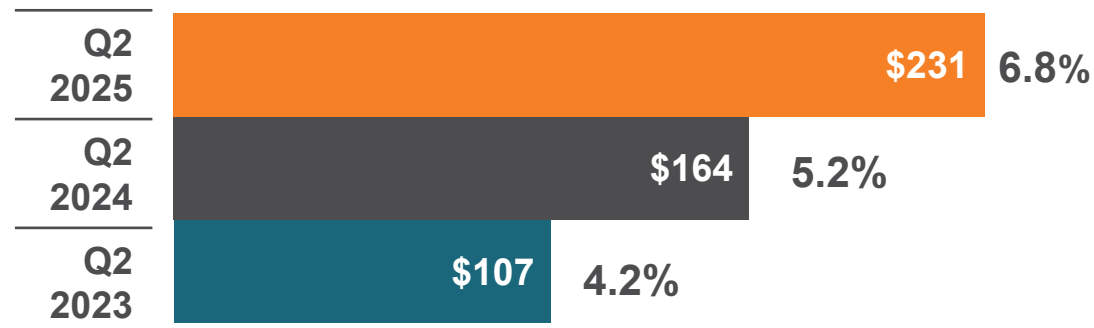
Margin growth trajectory supported by strategic mix in economically resilient sectors.

QUARTERLY Adj. EBITDA (\$M)



+120 bps
To achieve 8.0% target in 2027

TTM Adj. EBITDA (\$M)



Sustained, Diversified, and Risk-Balanced

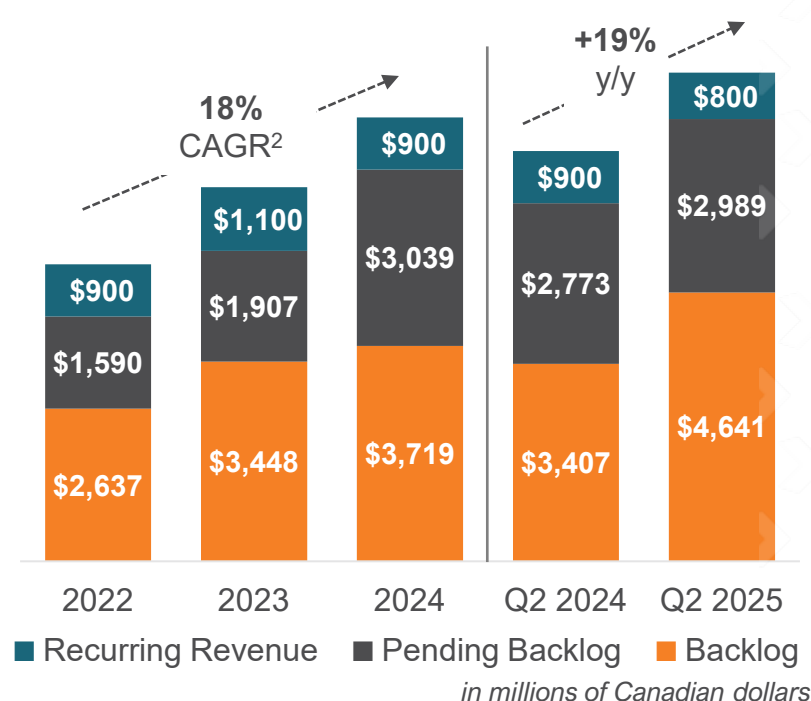


BACKGROUND

Backlog Characterizations

- ✓ Securements across our business units with growth in-line or above market growth
- ✓ Additional work packages on large capital investment projects
- ✓ Robust recurring revenue streams
- ✓ Disciplined project selection
- ✓ Focus on accretive-margin sectors
- ✓ Highly collaborative

BACKLOG BREAKDOWN



Book to Bill Ratio¹

137% **159%**
Q2'25 YTD

Securements

\$1.2B **\$2.5B**
Q2'25 YTD

Robust Backlog, Fueled by Accretive Margins and Multi-year Recurring Revenue MSAs, Supports Future Performance Visibility

Key Strategic Sectors

Well-positioned to Benefit from Significant Long-term Demand

Strategic focus on economically resilient sectors supported by longer-term drivers, such as: defence spending; transportation infrastructure; power infrastructure, including nuclear and hydro generation and refurbishment; cogeneration; healthcare; long term care; industrial maintenance; and oil and gas.

High demand and substantial annual addressable markets across our businesses.

Significant 2025 Announcements:

- Defence
- Transportation infrastructure
- Nuclear
- Long-term care
- Industrial maintenance
- Mining

Infrastructure

Rail ~\$20B¹
Airport ~\$3B
Roads & Structures ~\$35B
Mining ~\$19B
Commercial Systems &
Utilities ~\$20B

Buildings

Healthcare & Education ~\$10B
Critical Housing / LTC ~\$13B
Defence ~\$2B
Modular ~\$5B
Data Centres ~\$15B
Manufacturing ~\$38B

Industrial

Nuclear ~\$9B
Clean Power Generation ~\$3B
Oil & Gas, Chemicals ~\$49B
Industrial Maintenance ~\$10B
Minerals Processing ~\$18B

Operational Excellence Driving Growth on Large Capital Investment Projects

Background: client-driven investments (\$1B+) split into multiple scopes with successive wins driving business-wide growth and target achievement.



Spotlight Projects

Woodfibre LNG Project

Key construction subcontractor on \$5.1B project for world's first net-zero LNG export facility; notably, completed over \$1B in work at the Kitimat LNG Project.

Bruce and Darlington Nuclear Facilities

Provider of site infrastructure and electrical capabilities at two of Canada's largest clean-energy projects; Bruce Power's \$13B and OPG's \$12.8B investments will extend reactor lifespans, ensuring reliable, emissions-free power for decades.

BHP Jansen Phase I

Provider of large-scale industrial services, which reinforces Bird's expertise in heavy civil and industrial construction and supports developing one of the world's largest potash projects – total investment for Phase I and II to exceed \$14B.

Dow's Fort Saskatchewan Path2Zero Project

Provider of civil and concrete package for Dow's \$6.5B Path2Zero Project, world's first net-zero petrochemical facility, involving a brownfield expansion and retrofit of its Fort Saskatchewan, Alberta manufacturing site.

East Harbour Transit Hub (EHTH) Project

Delivering critical transit infrastructure through 50/50 JV, the alliance team was recently awarded the project construction contract for EHTH which will deliver faster and more convenient transit for people across the Greater Toronto and Hamilton Area.

Q2 2025 Financial Highlights



Continued margin accretion and delivering earnings improvements that significantly outpaced revenue growth. Seasonal investment in non-cash working capital.

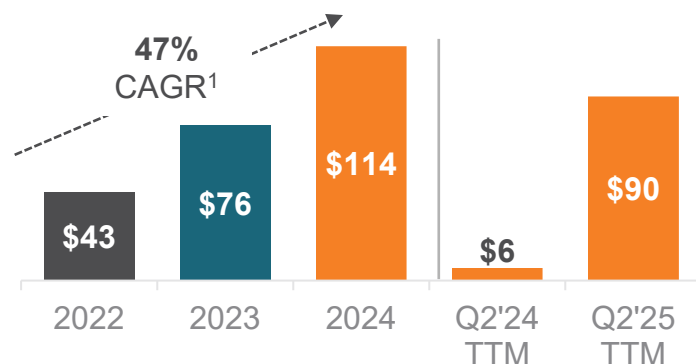
| | Three Months Ended June 30, 2025 | Y/Y Change | Six Months Ended June 30, 2025 | Y/Y Change |
|-------------------|--|---------------|---|---------------|
| Revenue | ▼ \$850.8 | (2.6%) | ▲ \$1,568.3 | 0.4% |
| Gross Profit | ▲ \$90.1 10.6% of Revenue ¹ | 20.4% | ▲ \$157.6 10.0% of Revenue ¹ | 21.3% |
| Adjusted EBITDA | ▲ \$54.9 6.5% of Revenue ¹ | 17.9% | ▲ \$89.0 5.7% of Revenue ¹ | 25.8% |
| Net Income | ▼ \$20.3 \$0.37 EPS | (5.3%) | ▼ \$29.7 \$0.54 EPS | (5.5%) |
| Adjusted Earnings | ▲ \$27.6 \$0.50 Adj. EPS | 17.7% | ▲ \$40.5 \$0.73 Adj. EPS | 16.7% |

Strong Cash Flow Generator

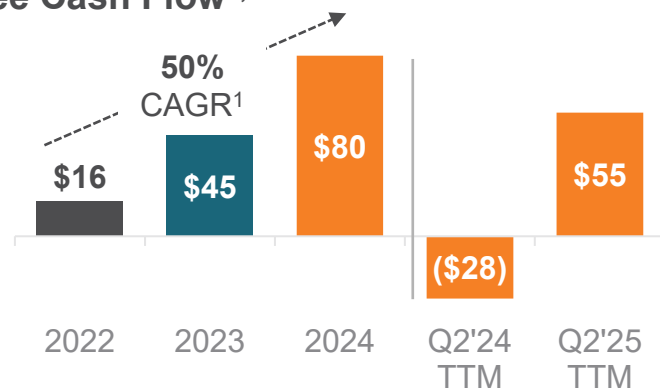


Solid, sustained financial foundation with flexibility for continued growth

Cash Flows from Operating Activities



Free Cash Flow^{2,3}



in millions of Canadian dollars

Expanding Free Cash Flow Generation

55.9%
TTM FCF Conversion
% of Net Income²

\$0.99
TTM FCF/Share²

Robust liquidity and capital efficiency metrics

1.28
Current Ratio²

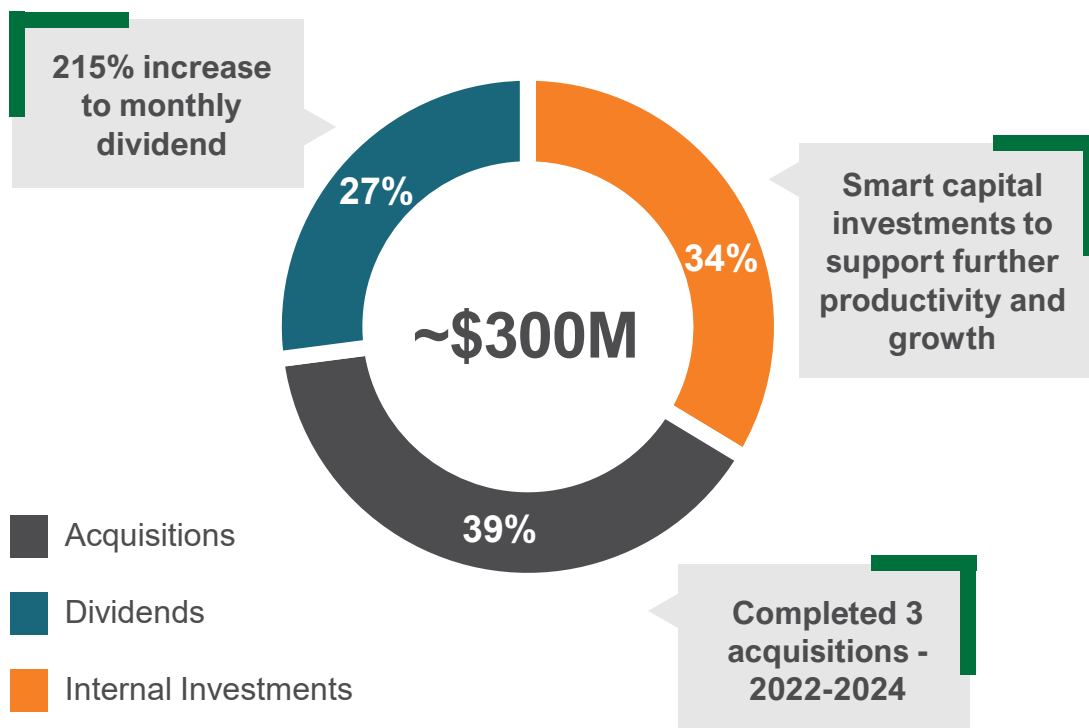
1.15x
Adj. Net Debt/
TTM Adj. EBITDA²

30%
LT Loans &
Borrowings to
Equity²

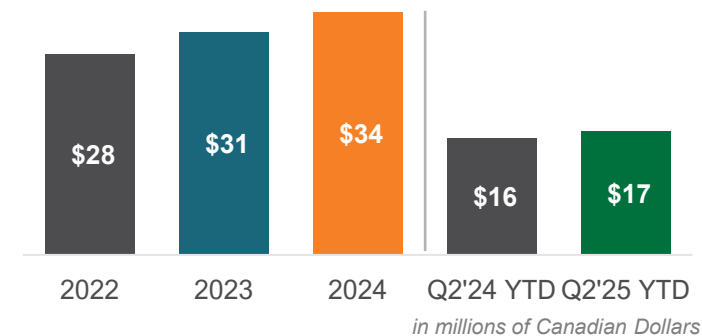
Disciplined Capital Allocation Strategy



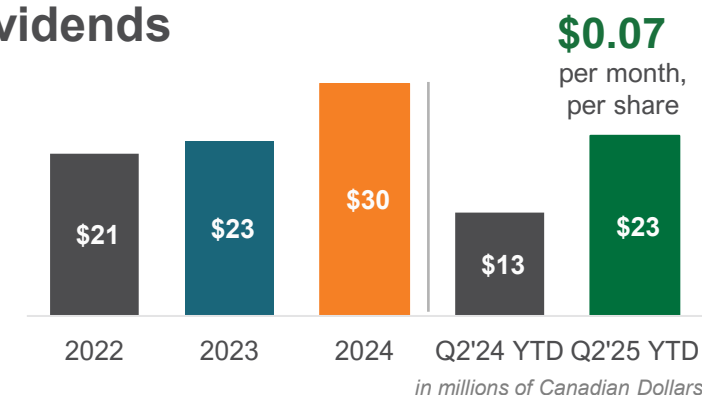
Uses of capital (2022-2024)



Capital Expenditures¹



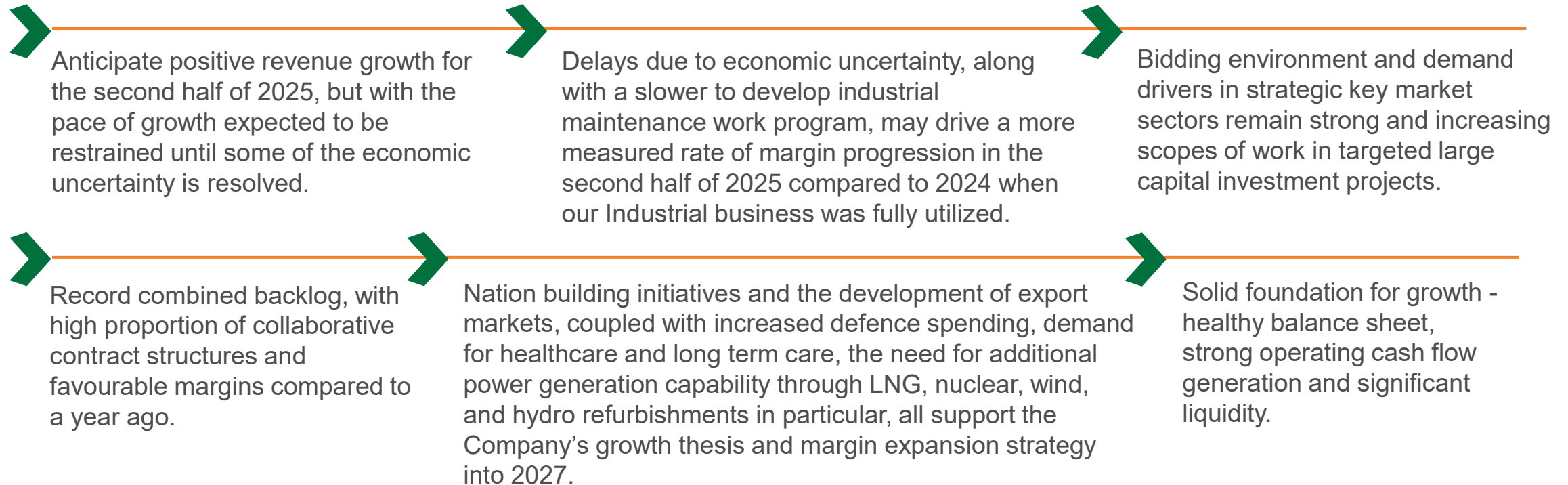
Dividends



Driving significant value creation through clear priorities, and opportunistic acquisitions that build shareholder value.

2025 Outlook

Committed to Our Strategic Plan – Bird’s strategic focus on diversifying its work programs geographically and across industrial, building and infrastructure markets, as well as the Company’s strategic focus on key sectors with long-term demand drivers, position Bird to manage current market uncertainty and continue to drive revenue and margin growth.



The background is a solid dark green. In the top-left corner, there is a diagonal band of a lighter green color containing a repeating chevron pattern. A white diagonal line cuts across the top-left, separating the patterned area from the solid green. A large, dark green triangular shape points towards the bottom-left corner.

Appendix

Capital Markets Overview



\$29.04
Share Price⁽¹⁾

~2.9%
Dividend
Yield

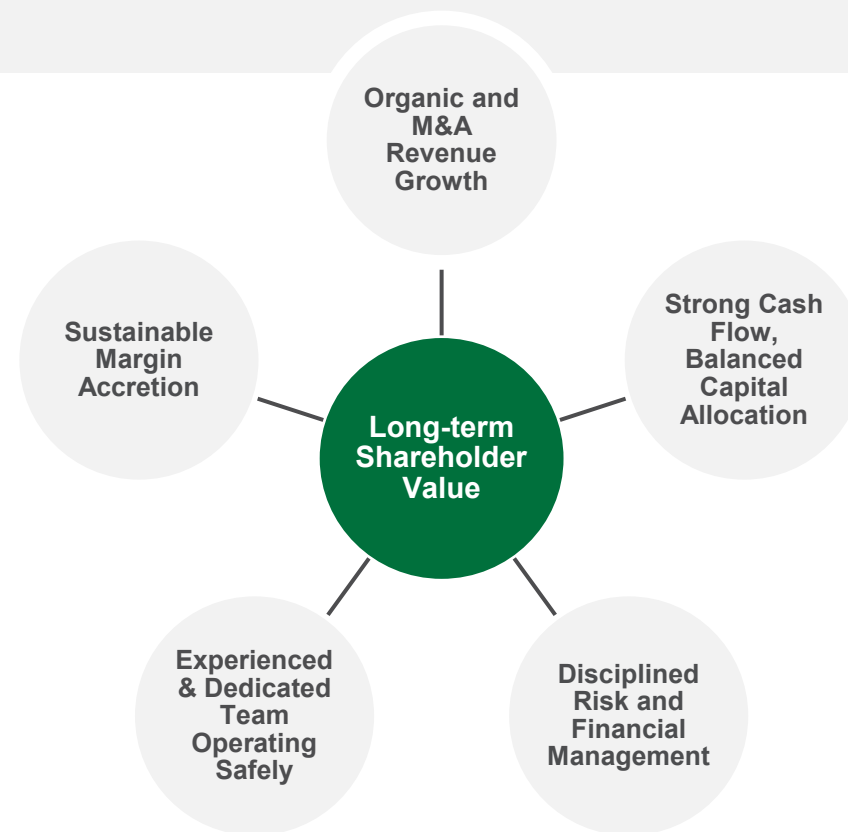
~\$1.6B
Market
Capitalization ⁽¹⁾

\$17.52/\$32.67
52 Week Low / High ⁽¹⁾

55,382,831
Shares Outstanding ⁽¹⁾

TSX **30**
2024

| Firm | Analyst | Contact |
|-------------------------|------------------|---|
| ATB Capital | Chris Murray | 647.776.8246 cmurray@atb.com |
| BMO Capital Markets | John Gibson | 403.515.1527 johng.gibson@bmo.com |
| Canaccord Genuity | Yuri Lynk | 514.844.3708 ylynk@cgf.com |
| CIBC Capital Markets | Krista Friesen | 416.956.6807 krista.friesen@cibc.com |
| National Bank Financial | Maxim Sytchev | 416.869.5617 maxim.sytchev@nbc.ca |
| Raymond James | Frederic Bastien | 604.659.8232 frederic.bastien@raymondjames.ca |
| Stifel GMP | Ian Gillies | 416.943.6108 ibgillies@stifel.com |
| TD Securities | Michael Tupholme | 416.307.9389 michael.tupholme@tdsecurities.com |



⁽¹⁾Figures as of close of market August 8, 2025.

Building on the foundation of operational excellence and safe execution, considerable growth and sustained momentum from the Company's 2022-2024 Strategic Plan.

2025 → 2027

bird

TSX³⁰
2024

2025-2027 Strategic Plan Targets

Revenue

10% +/- 2%

Organic revenue growth CAGR

(with 2025 receiving an additional 5% growth from the full year of Jacob Bros. revenue, when compared to 2024)

Adj. EBITDA

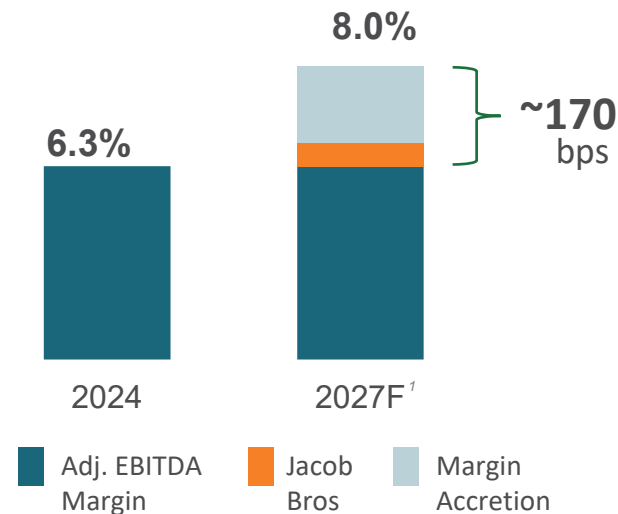
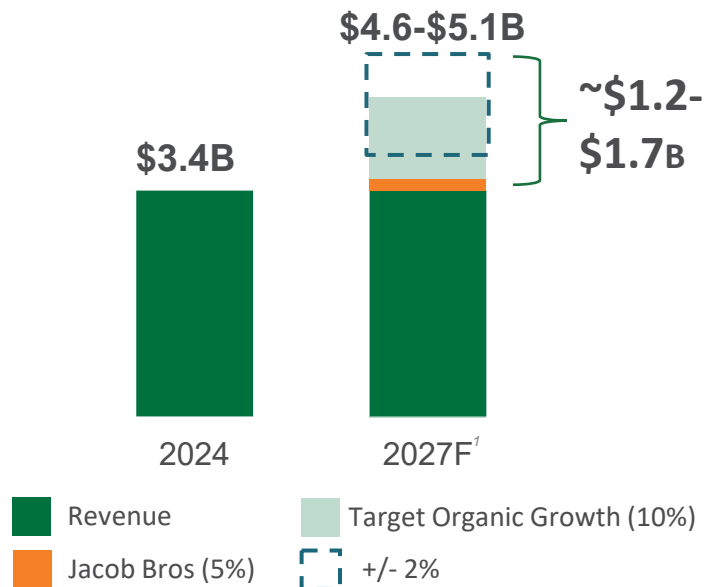
8.0%

Adjusted EBITDA Margin for full-year 2027

Dividends

33%

Dividend payout ratio of Net Income



**Disciplined
Capital Allocation
Strategy**

**Clear & Strategic
Approach to M&A**



**Q2 2025
Earnings Call Presentation**

Bird Construction Inc. (TSX:BDT)